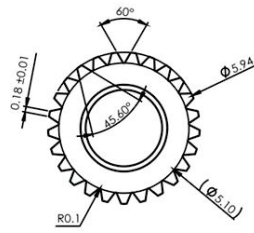
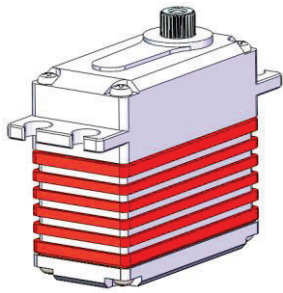
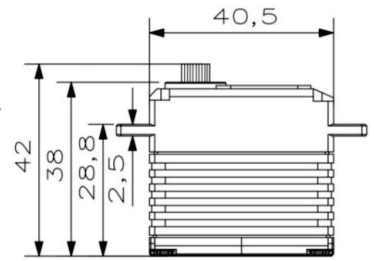
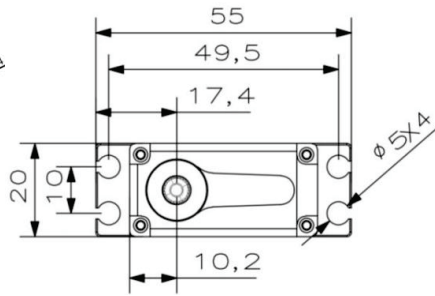


# BLS915 V8.0 Technical Specification



25T 6mm

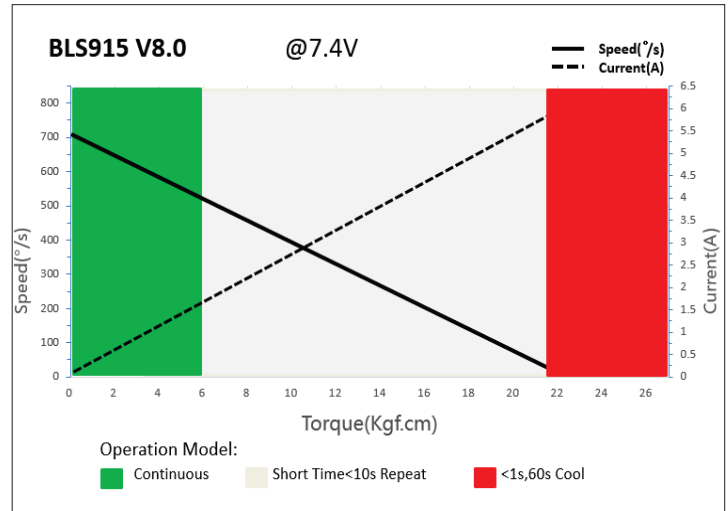
Output Shaft Spline



## 1. Operating Data

BLS915 V8.0	
Rated Voltage	DC7.4V
Voltage Range	DC6.0V-8.4V
Stalling Torque	18Kgf.cm@6.0V
	22Kgf.cm @7.4V
	25Kgf.cm @8.4V
No-load Speed	0.09sec/60°@6.0V
	0.08sec/60°@7.4V
	0.07sec/60°@8.4V
Working Frequency	1520us/333Hz
Default Travel Angle	±50°=100° when1000us-2000us
Temperature Range	-10°C .....+65°C
Soft Start	Programable
Programable	Yes
Case Material	Aluminum Alloy
Motor Type	Brushless DC Motor
Gear Set Material	Hardened Steel
Position Sensor	Potentiometer
Case Dimensions	40.5mm*20mm*38mm±0.2mm
Weight	70g±10%

## 2. Performance



## 3. Command signal

### PWM Command Interface

Signal Voltage	HIGH: min.3.3V, max.5.0V Low: min.0.0V, max.1.5V
Pulse Lengths	900us-2100us
Pulse Lengths for Position	1000us/1500us/2000us -50°/ 0°/+50°

## 4. Electrical Connection

 3 2 1	Pin Assignment			
	1	Orange	Signal	PWM Command
	2	Red	DC+	Supply Voltage
	3	Brown	DC-	Supply Ground